C-170011

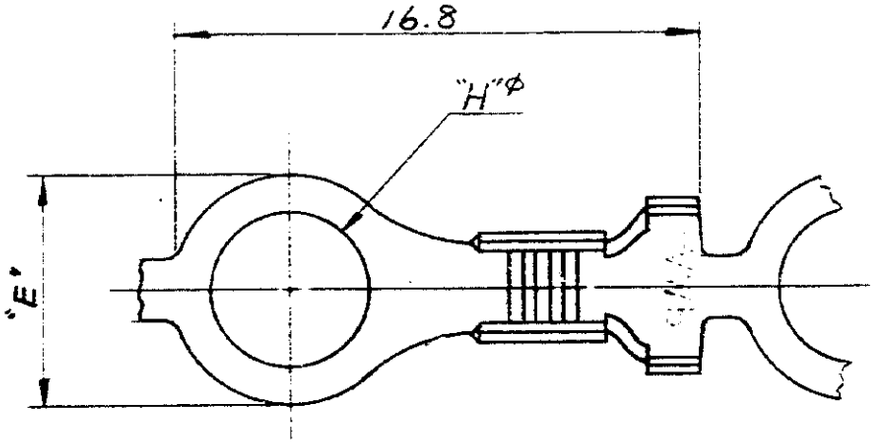

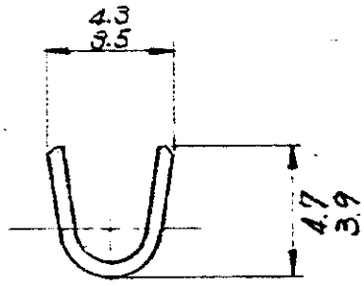

断面 A-A

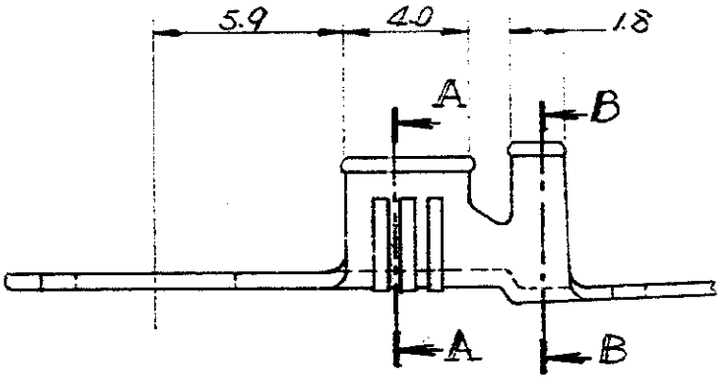

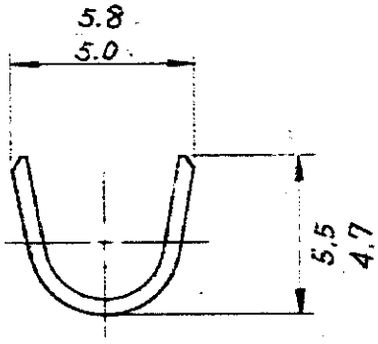

断面 B-B

連鎖状端子型番	バラ状端子型番 (バレルにプリクリンプ)	材料	仕上	"E" ±0.15	"H" ±0.1
170011-8	170053-8		錫 めっき		4.34
	-7		〃		4.34
	-6		錫 めっき		3.2
	-5		〃		3.2
	-4		錫 めっき		4.19
	-3		〃		4.19
	-2		錫 めっき		5.0
170011-1	170053-	黄銅 0.5t	〃	7.52	5.0

LTR.	変更 REVISION RECORD	DR.	CHK.	DATE
E1	DELETE P/N 1-170011-2-6 ECN J83-7259	H.O	H.O	9/12/83
E	REVISED PER ECN J82-6801	H.O	H.O	10/23/82
D	REVISED PER ECN J82-6735	H.O	H.O	9/17/82
C1	REDRAWN (P-DWG REV. J.)	H.S	Y.M	4/24/75

DR 4-21-75 H. Shibasaki DE 5/12/75
CHK. 5/13/75 M. Ayaki APP. Y. Sato 5/14/75

© 1975 BY AMP Japan, Ltd. ALL RIGHTS RESERVED. AMP PRODUCTS COVERED BY PATENTS AND OR PATENTS PENDING

参考図面 (CUSTOMER COPY REFERENCE ONLY)

AMP TRADE MARK 日本エー・エム・ピー株式会社 TOKYO, JAPAN

MATERIAL 表参照
FINISH 表参照
WIRE RANGE 0.75～2.27 mm² AWG #18-14
INSULATION DIA. 3.05～4.32 mm .120～.170 IN
CLASS 丸型
TYPE オートマチック
一般公差 (TOLERANCE EXCEPT AS NOTED) ±0.4 ±1°0'
SCALE 4-1
LOC J SIZE A 番号 NO C-170011 REV. E1
名称 NAME 丸型端子(連鎖状)

単位：特記 DIMENSIONS IN MM. DO NOT SCALE PRINT

PRINT DIST

AMP-J 030-
REV. 7-72